




Transport requirements

for **SUNNY CENTRAL**



1 Contents

This document provides important information for the transport of a Sunny Central switch cabinet.

2 Notes on Transporting

Observe the following instructions for the transport of a Sunny Central in order to avoid damage:

- The Sunny Central must not be reloaded during transport. SMA Solar Technology has agreed to a general reloading prohibition for all transports.
- All Sunny Centrals will be provided with the international center of gravity symbol on the front and back sides.
- Observe all transport instructions on the Sunny Central. These specify that the Sunny Central may only be loaded with a forklift or pallet truck on the long side of the Sunny Central (front or back side). Lifting on the sides (left or right) is prohibited.
- For transport by crane, use a crane fork that is suitable for the weight of the Sunny Central. The crane fork is pushed through the opening on the base.
- Transport by the lifting rings on the upper side of the Sunny Central is permissible only to a limited extent. See section „Transport on lifting rings“ (4) for the Sunny Centrals that can be transported by the lifting rings.

An adequate heavy-duty frame must be mounted that guarantees the evenly distributed stress on all four lifting rings and the lifting of the individual cabinet unit under a cable pull angle of 90 °.

- For transporting a Sunny Central, only use the original lifting rings of SMA Solar Technology or the switch cabinet manufacturer. The lifting rings are not provided; you can purchase these from SMA Solar Technology.
- All Sunny Centrals are delivered on high-quality pallets.
- The Sunny Central must not be tipped during transport.
- Only individual cabinet units may be transported.

The Sunny Central can tip during transport!

- Only transport the Sunny Central upright.
- The center of gravity of the Sunny Central is marked on the outside of the packaging.

3 Transport possibility overview:

NOT PERMITTED

"Tilting"



"Suspending from lifting rings"




"Loading from the side"

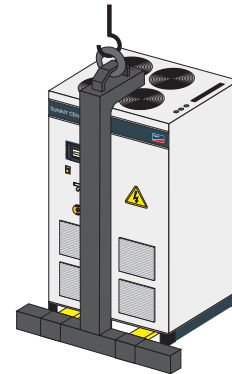


PERMITTED AND TO BE FOLLOWED

Center of gravity marking



"Crane fork"



With "forklift / pallet truck"



Transport with forklift

All Sunny Centrals can be transported with a forklift.

Transport with crane fork

All Sunny Centrals can be transported with a crane fork.

Transport on lifting rings

Single cabinets can be safely transported using the lifting rings and a heavy-duty frame. The lifting rings are not included in delivery. They can be included free of charge upon request.

When the load is evenly distributed, the following total loads are permitted:

- at a cable pull angle of 45 °: 4800 N
- at a cable pull angle of 60 °: 6400 N
- at a cable pull angle of 90 °: 13600 N

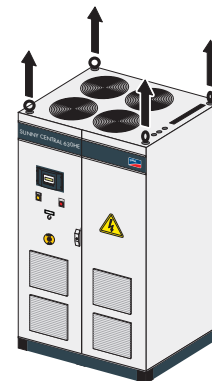


Lifting Ring PS 4568.000:

For the crane transport of a Sunny Central.

You can request the lifting rings from SMA Solar Technology free of charge if they are not already included in delivery.

Lifting rings are only included in delivery if they are requested.



Overview of transport options of the individual cabinets

Inverter type	 Transport with forklift	 Transport with crane fork	 Transport on lifting rings with heavy-duty frame
SC 100outdoor	Yes	Yes	No
SC 100indoor	Yes	Yes	No
SC 100HE outdoor	Yes	Yes	No
SC 100HE indoor	Yes	Yes	No
SC 100LV	Yes	Yes	Yes
SC 125LV	Yes	Yes	Yes
SC 150	Yes	Yes	Yes
SC 200	Yes	Yes	Yes
SC 200HE	Yes	Yes	Yes
SC 250	Yes	Yes	No
SC 250HE	Yes	Yes	Yes
SC 350	Yes	Yes	No
SC 350HE	Yes	Yes	Yes
SC 400LV-11	Yes	Yes	No
SC 400HE-11	Yes	Yes	No
SC 500HE	Yes	Yes	No
SC 500HE-11	Yes	Yes	No
SC 560HE	Yes	Yes	No
SC 630HE-11	Yes	Yes	No